

MLZ SERIES

Introducing a new type of ceiling cassette for the Multi-Split Series with streamlined interior dimensions and a sharp, sleek appearance.

R32
R410A
INVERTER

MLZ-KP25/35/50VF




GOOD DESIGN AWARD 2017
reddot award 2018 winner



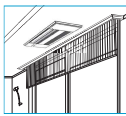
Slim Design

Industry leading slim body realized a simple design with linear beauty.



Ceiling Mounted

Installing the ceiling-mounted MLZ Series unit in a room creates a more spacious feel that enhances room comfort. This overhead format is also an excellent solution when lighting equipment is installed at the centre of the room and fixtures such as bookshelves are mounted on wall surfaces.



Slim Body

The new units are designed with a slim body (only 185mm high), ensuring easy installation even when low ceiling cavities limit installation space. The need for ceiling cavity service space is also eliminated, further reducing the dimensions required for installation.



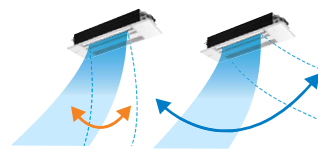
Set Airflow According to Ceiling Height

Dual-level airflow selection is engineered to accommodate specific ceiling heights. This is a key feature for adjusting airflow effectively when it is either too strong or too weak due to being mismatched with the height of the ceiling.

	25	35	50
Standard	2.4m	2.4m	2.4m
High ceiling	2.7m	2.7m	2.7m

Auto Vane Control

Outlet vanes can be moved left and right, and up and down using the remote controller. This improved airflow control feature solves the problem of drafts.

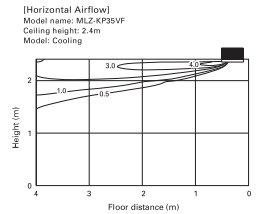


Up and Down Left and Right

*Only available when Econo Cool is set.

Horizontal Airflow

The new airflow control completely eliminates that uncomfortable drafty-feeling with the introduction of a horizontal airflow that spreads across the ceiling. The ideal airflow for offices and restaurants.



Weekly Built-in Weekly Timer Function

Easily set desired temperatures and operation ON/OFF times to match lifestyle patterns. Reduce wasted energy consumption by using the timer to prevent forgetting to turn off the unit and eliminate temperature setting adjustments.

Example Operation Pattern (Winter/Heating mode)

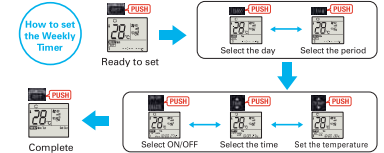
	Mon.	Tues.	Wed.	Thurs.	Fri.	Sat.	Sun.
6:00	ON 20°C	ON 20°C	ON 20°C	ON 20°C	ON 20°C	ON 20°C	ON 20°C
8:00	Automatically changes to high-power operation at wake-up time.						
10:00	OFF	OFF	OFF	OFF	OFF	ON 18°C	ON 18°C
12:00	Automatically turned off during work hours					Midday is warmer so the temperature is set lower	
14:00							
16:00							
18:00	ON 22°C	ON 22°C	ON 22°C	ON 22°C	ON 22°C	ON 22°C	ON 22°C
20:00	Automatically turns on, synchronized with arrival at home					Automatically raises temperature setting to match time when outside-air temperature is low	
22:00	ON 18°C	ON 18°C	ON 18°C	ON 18°C	ON 18°C	ON 10°C	ON 10°C
(During sleeping hours)	Automatically lowers temperature at bedtime for energy-saving operation at night						

Settings Pattern Settings: input up to four settings for each day
Settings: • Start/Stop operation • Temperature setting *The operation mode cannot be set.

Easy set-up using dedicated buttons



The remote controller is equipped with buttons that are used exclusively for setting the Weekly Timer. Setting operation patterns is easy and quick.



• Start by pushing the "SET" button and follow the instructions to set the desired patterns. Once all of the desired patterns are input, point the top end of the remote controller at the indoor unit and push the "SET" button one more time. (Push the "SET" button only after inputting all of the desired patterns into the remote controller memory. Pushing the "CANCEL" button will end the set-up process without sending the operation patterns to the indoor unit.)
• It takes a few seconds to transmit the Weekly Timer operation patterns to the indoor unit. Please continue to point the remote controller at the indoor unit until all data has been sent.

Specification on Warmer/Colder Condition

Type	Inverter Heat Pump			
	MSZ-FH2V2S	MSZ-FH2V2S	MSZ-FH2V2S	
Indoor Unit	MSZ-FH2V2S	MSZ-FH2V2S	MSZ-FH2V2S	
Outdoor Unit	MUZ-FH2V2V2S	MUZ-FH2V2V2S	MUZ-FH2V2V2S	
Refrigerant	R32 ¹⁾			
Cooling	Design load	2.5	3.5	5.0
	Annual electricity consumption ¹⁾	78	130	230
SEER	Energy efficiency class	A+++	A++	A+
	Capacity	1.12	3.4	7.6
Heating	Design load	1.8	2.2	3.3
	Annual electricity consumption ¹⁾	372	489	715
SEER	Energy efficiency class	A+++	A++	A+
	Capacity	1.8	2.2	3.3
Heating	Design load	1.8	2.2	3.3
	Annual electricity consumption ¹⁾	372	489	715
SEER	Energy efficiency class	A+++	A++	A+
	Capacity	1.8	2.2	3.3
Heating	Design load	1.8	2.2	3.3
	Annual electricity consumption ¹⁾	372	489	715
SEER	Energy efficiency class	A+++	A++	A+
	Capacity	1.8	2.2	3.3

Type	Inverter Heat Pump					
	MSZ-LN2V2S	MSZ-LN2V2S	MSZ-LN2V2S	MSZ-LN2V2S	MSZ-LN2V2S	
Indoor Unit	MSZ-LN2V2S <td>MSZ-LN2V2S <td>MSZ-LN2V2S <td>MSZ-LN2V2S <td>MSZ-LN2V2S </td></td></td></td>	MSZ-LN2V2S <td>MSZ-LN2V2S <td>MSZ-LN2V2S <td>MSZ-LN2V2S </td></td></td>	MSZ-LN2V2S <td>MSZ-LN2V2S <td>MSZ-LN2V2S </td></td>	MSZ-LN2V2S <td>MSZ-LN2V2S </td>	MSZ-LN2V2S	
Outdoor Unit	MUZ-LN2V2V2S <td>MUZ-LN2V2V2S <td>MUZ-LN2V2V2S <td>MUZ-LN2V2V2S <td>MUZ-LN2V2V2S </td></td></td></td>	MUZ-LN2V2V2S <td>MUZ-LN2V2V2S <td>MUZ-LN2V2V2S <td>MUZ-LN2V2V2S </td></td></td>	MUZ-LN2V2V2S <td>MUZ-LN2V2V2S <td>MUZ-LN2V2V2S </td></td>	MUZ-LN2V2V2S <td>MUZ-LN2V2V2S </td>	MUZ-LN2V2V2S	
Refrigerant	R32 ¹⁾					
Cooling	Design load	2.5	2.5	3.5	3.5	5.0
	Annual electricity consumption ¹⁾	10.5	10.5	9.5	9.4	7.8
SEER	Energy efficiency class	A+++	A+++	A+++	A+++	A+++
	Capacity	1.2 (2P)	1.8 (2P)	2.0 (2P)	2.2 (2P)	3.0 (2P)
Heating	Design load	1.2 (2P)	1.8 (2P)	2.0 (2P)	2.2 (2P)	3.0 (2P)
	Annual electricity consumption ¹⁾	372	489	715	715	945
SEER	Energy efficiency class	A+++	A+++	A+++	A+++	A+++
	Capacity	1.2 (2P)	1.8 (2P)	2.0 (2P)	2.2 (2P)	3.0 (2P)
Heating	Design load	1.2 (2P)	1.8 (2P)	2.0 (2P)	2.2 (2P)	3.0 (2P)
	Annual electricity consumption ¹⁾	372	489	715	715	945
SEER	Energy efficiency class	A+++	A+++	A+++	A+++	A+++
	Capacity	1.2 (2P)	1.8 (2P)	2.0 (2P)	2.2 (2P)	3.0 (2P)

Type	Inverter Heat Pump			
	MSZ-FH2V2S	MSZ-FH2V2S	MSZ-FH2V2S	
Indoor Unit	MSZ-FH2V2S	MSZ-FH2V2S	MSZ-FH2V2S	
Outdoor Unit	MUZ-FH2V2V2S	MUZ-FH2V2V2S	MUZ-FH2V2V2S	
Refrigerant	R32 ¹⁾			
Cooling	Design load	2.5	3.5	5.0
	Annual electricity consumption ¹⁾	101	142	243
SEER	Energy efficiency class	A+++	A++	A+
	Capacity	1.8 (2P)	2.2 (2P)	3.3 (2P)
Heating	Design load	1.8 (2P)	2.2 (2P)	3.3 (2P)
	Annual electricity consumption ¹⁾	452	527	654
SEER	Energy efficiency class	A+++	A++	A+
	Capacity	1.8 (2P)	2.2 (2P)	3.3 (2P)
Heating	Design load	1.8 (2P)	2.2 (2P)	3.3 (2P)
	Annual electricity consumption ¹⁾	452	527	654
SEER	Energy efficiency class	A+++	A++	A+
	Capacity	1.8 (2P)	2.2 (2P)	3.3 (2P)

Type	Inverter Heat Pump									
	MSZ-AP2V2S	MSZ-AP2V2S	MSZ-AP2V2S	MSZ-AP2V2S	MSZ-AP2V2S	MSZ-AP2V2S	MSZ-AP2V2S	MSZ-AP2V2S	MSZ-AP2V2S	MSZ-AP2V2S
Indoor Unit	MSZ-AP2V2S	MSZ-AP2V2S	MSZ-AP2V2S	MSZ-AP2V2S	MSZ-AP2V2S	MSZ-AP2V2S	MSZ-AP2V2S	MSZ-AP2V2S	MSZ-AP2V2S	MSZ-AP2V2S
Outdoor Unit	MUZ-AP2V2V2S	MUZ-AP2V2V2S	MUZ-AP2V2V2S	MUZ-AP2V2V2S	MUZ-AP2V2V2S	MUZ-AP2V2V2S	MUZ-AP2V2V2S	MUZ-AP2V2V2S	MUZ-AP2V2V2S	MUZ-AP2V2V2S
Refrigerant	R32 ¹⁾									
Cooling	Design load	1.5	2.0	2.5	3.5	3.5	4.2	4.2	5.0	5.0
	Annual electricity consumption ¹⁾	22	31	118	118	171	171	159	148	148
SEER	Energy efficiency class	A+++	A+++	A+++	A+++	A+++	A+++	A+++	A+++	A+++
	Capacity	0.8 (2P)	1.3 (2P)	1.3 (2P)	1.3 (2P)	1.8 (2P)	1.8 (2P)	2.1 (2P)	2.1 (2P)	2.1 (2P)
Heating	Design load	0.8 (2P)	1.3 (2P)	1.3 (2P)	1.3 (2P)	1.8 (2P)	1.8 (2P)	2.1 (2P)	2.1 (2P)	2.1 (2P)
	Annual electricity consumption ¹⁾	305	305	337	337	437	437	407	383	383
SEER	Energy efficiency class	A+++	A+++	A+++	A+++	A+++	A+++	A+++	A+++	A+++
	Capacity	0.8 (2P)	1.3 (2P)	1.3 (2P)	1.3 (2P)	1.8 (2P)	1.8 (2P)	2.1 (2P)	2.1 (2P)	2.1 (2P)
Heating	Design load	0.8 (2P)	1.3 (2P)	1.3 (2P)	1.3 (2P)	1.8 (2P)	1.8 (2P)	2.1 (2P)	2.1 (2P)	2.1 (2P)
	Annual electricity consumption ¹⁾	305	305	337	337	437	437	407	383	383
SEER	Energy efficiency class	A+++	A+++	A+++	A+++	A+++	A+++	A+++	A+++	A+++
	Capacity	0.8 (2P)	1.3 (2P)	1.3 (2P)	1.3 (2P)	1.8 (2P)	1.8 (2P)	2.1 (2P)	2.1 (2P)	2.1 (2P)

Type	Inverter Heat Pump					
	MSZ-FH2V2S	MSZ-FH2V2S	MSZ-FH2V2S	MSZ-FH2V2S	MSZ-FH2V2S	
Indoor Unit	MSZ-FH2V2S	MSZ-FH2V2S	MSZ-FH2V2S	MSZ-FH2V2S	MSZ-FH2V2S	
Outdoor Unit	MUZ-FH2V2V2S	MUZ-FH2V2V2S	MUZ-FH2V2V2S	MUZ-FH2V2V2S	MUZ-FH2V2V2S	
Refrigerant	R32 ¹⁾					
Cooling	Design load	2.5	2.5	3.5	3.5	5.0
	Annual electricity consumption ¹⁾	95	95	139	139	233
SEER	Energy efficiency class	A+++	A+++	A+++	A+++	A+++
	Capacity	1.1	3.1	3.2	3.2	7.4
Heating	Design load	1.3 (2P)	1.3 (2P)	1.8 (2P)	1.8 (2P)	2.1 (2P)
	Annual electricity consumption ¹⁾	311	311	366	366	489
SEER	Energy efficiency class	A+++	A+++	A+++	A+++	A+++
	Capacity	1.1	3.1	3.2	3.2	7.4

Type	Inverter Heat Pump				
	MSZ-FH2V2S	MSZ-FH2V2S	MSZ-FH2V2S	MSZ-FH2V2S	
Indoor Unit	MSZ-FH2V2S	MSZ-FH2V2S	MSZ-FH2V2S	MSZ-FH2V2S	
Outdoor Unit	MUZ-FH2V2V2S	MUZ-FH2V2V2S	MUZ-FH2V2V2S	MUZ-FH2V2V2S	
Refrigerant	R32 ¹⁾				
Cooling	Design load	2.0	2.5	3.5	5.0
	Annual electricity consumption ¹⁾	81	81	119	186
SEER	Energy efficiency class	A+++	A+++	A+++	A+++
	Capacity	0.9 (2P)	1.1 (2P)	1.3 (2P)	2.1 (2P)
Heating	Design load	0.9 (2P)	1.1 (2P)	1.3 (2P)	2.1 (2P)
	Annual electricity consumption ¹⁾	333	333	366	443
SEER	Energy efficiency class	A+++	A+++	A+++	A+++
	Capacity	0.9 (2P)	1.1 (2P)	1.3 (2P)	2.1 (2P)

Type	Inverter Heat Pump					
	MSZ-FH2V2S	MSZ-FH2V2S	MSZ-FH2V2S	MSZ-FH2V2S	MSZ-FH2V2S	
Indoor Unit	MSZ-FH2V2S	MSZ-FH2V2S	MSZ-FH2V2S	MSZ-FH2V2S	MSZ-FH2V2S	
Outdoor Unit	MUZ-FH2V2V2S	MUZ-FH2V2V2S	MUZ-FH2V2V2S	MUZ-FH2V2V2S	MUZ-FH2V2V2S	
Refrigerant	R32 ¹⁾					
Cooling	Design load	2.5	3.4	4.2	5.0	5.1
	Annual electricity consumption ¹⁾	141	181	236	269	296
SEER	Energy efficiency class	A+++	A+++	A+++	A+++	A+++
	Capacity	1.1 (2P)	1.3 (2P)	1.8 (2P)	2.1 (2P)	2.1 (2P)
Heating	Design load	1.1 (2P)	1.3 (2P)	1.8 (2P)	2.1 (2P)	2.1 (2P)
	Annual electricity consumption ¹⁾	389	384	427	558	602
SEER	Energy efficiency class	A+++	A+++	A+++	A+++	A+++
	Capacity	1.1 (2P)	1.3 (2P)	1.8 (2P)	2.1 (2P)	2.1 (2P)

Type	Inverter Heat Pump			
	MSZ-DW2V2F	MSZ-DW2V2F	MSZ-DW2V2F	
Indoor Unit	MSZ-DW2V2F	MSZ-DW2V2F	MSZ-DW2V2F	
Outdoor Unit	MUZ-DW2V2V2F	MUZ-DW2V2V2F	MUZ-DW2V2V2F	
Refrigerant	R32 ¹⁾			
Cooling	Design load	2.0	3.0	3.0
	Annual electricity consumption ¹⁾	136	164	201
SEER	Energy efficiency class	A+++	A+++	A+++
	Capacity	1.1 (2P)	1.3 (2P)	2.1 (2P)
Heating	Design load	1.1 (2P)	1.3 (2P)	2.1 (2P)
	Annual electricity consumption ¹⁾	307	307	320
SEER	Energy efficiency class	A+++	A+++	A+++
	Capacity	1.1 (2P)	1.3 (2P)	2.1 (2P)

Type	Inverter Heat Pump					
	MSZ-FH2V2S	MSZ-FH2V2S	MSZ-FH2V2S	MSZ-FH2V2S	MSZ-FH2V2S	
Indoor Unit	MSZ-FH2V2S	MSZ-FH2V2S	MSZ-FH2V2S	MSZ-FH2V2S	MSZ-FH2V2S	
Outdoor Unit	MUZ-FH2V2V2S	MUZ-FH2V2V2S	MUZ-FH2V2V2S	MUZ-FH2V2V2S	MUZ-FH2V2V2S	
Refrigerant	R32 ¹⁾					
Cooling	Design load	2.5	2.5	3.5	3.5	5.0
	Annual electricity consumption ¹⁾	95	95	139	139	233
SEER	Energy efficiency class	A+++	A+++	A+++	A+++	A+++
	Capacity	1.1	3.1	3.2	3.2	7.4
Heating	Design load	1.3 (2P)	1.3 (2P)	1.8 (2P)	1.8 (2P)	2.1 (2P)
	Annual electricity consumption ¹⁾	311	311	366	366	489
SEER	Energy efficiency class	A+++	A+++	A+++	A+++	A+++
	Capacity	1.1	3.1	3.2	3.2	7.4

¹⁾ Refrigerant leakage contributes to climate change. Refrigerant with lower global warming potential (GWP) would contribute less to global warming than a refrigerant with higher GWP. It is based to the equivalent carbon dioxide (CO₂e) equivalent. The appliance contains a refrigerant fluid with a GWP of 1476. The means that 1 kg of the refrigerant fluid would be harmful to the atmosphere. The impact of global warming would be 1476 times higher than 1 kg of CO₂ over a period of 100 years. Have to be marked with the refrigerant used in the product and its GWP. The means that 1 kg of the refrigerant fluid would be harmful to the atmosphere. The impact of global warming would be 1476 times higher than 1 kg of CO₂ over a period of 100 years. Have to be marked with the refrigerant used in the product and its GWP.